

Crew Leader Training Presentation 2023

CREEK WEEK

LET'S DO THIS

An Overview of Tasks, Tips, and Safety



Welcome!

Hannah Mooney, Creek Week Director,
Watershed Outreach Coordinator

Fountain Creek Watershed
Flood Control and Greenway District



The first 'Creek Week Cleanup' was organized in
2014 by the Fountain Creek Watershed, Flood
Control and Greenway District-Citizen Advisory
Group (CAG)



Thank you for volunteering to
lead a crew this year!

Creek Week Impacts



<u>Year</u>	<u>People</u>	<u>Groups</u>	<u>Tons</u>
2014	625	42	6.8
2015	1,549	57	9.4
2016	2,217	70	14
2017	2,592	81	30
2018	2,791	99	24
2019	3,203	106	14
2020	1,422	88	10
2021	2,200	101	18
2022	3,336	77	12.5

19,900+ people have removed 140 total tons!

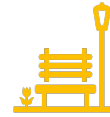
Additional Opportunities



Sept 23
10am-1pm:
Concrete Couch
Land Stewardship
Day



Sept 29th
9am-12:
Confluence Park
Day 1



Sept 30th
9am-12:
Confluence Park
Day 2



Sept 30th 1-5pm:
Clean n Crawl
Tejon Street, Sign
up online

30\$ Online and in
person



Oct 4th 4-5 pm:
Litter Letter
Dedication at
America the
Beautiful Park



Oct 5th 8am-12:
Sondermann Park
Volunteer Day



Oct 22nd 1-4 pm:
CW 10 Year Party
at Red Leg!!!

Thank you!
**2023
CREEK WEEK
SPONSORS**



PREMIERE SPONSORS \$5000



CREEK SUSTAINERS \$2000+ x 3 YEARS



CREEK CHAMPIONS \$2000+



DEBRIS DEMOLISHER \$1000-1999



RUBBISH REMOVERS \$500-999



WASTE WRANGLERS \$1-499





BEFORE YOUR CLEANUP

Kristin Wehde, Steering Committee Member,
Crew Leader, Crew Leader Training

CREW LEADER RESOURCE PAGE

Please take the time to
review
these links in advance of
your cleanup

<https://www.fountain-crk.org/creek-week-crew-leader-resources>

CREEK CREW DOCUMENTS

[2023 Cleanup Checklist](#) - A helpful document to guide you through all aspects of Crew Leadership!

[2023 Safety Guidelines](#) - Must be reviewed with your Crew before work may begin.

[2023 Crew Leader Agreement](#)

[2023 Individual Risk and Release Waiver*](#) - For individual volunteers

[2023 Group Risk and Release Waiver*](#) - For multiple volunteers

*All volunteers must sign a risk and release waiver and submit to their Crew Leader. The Crew Leader will submit all forms to the District.

OTHER LINKS AND RESOURCES

[Clean Swell Data Collection](#)

[iNaturalist Data Collection](#)

[GO COS](#)

[Post-Creek Week Survey for CREW LEADERS](#)

[Post Creek Week Survey for CREW MEMBERS](#)

CREW LEADER TRAINING VIDEO



Recruit Crew Members; Assign Alternate Crew Leader

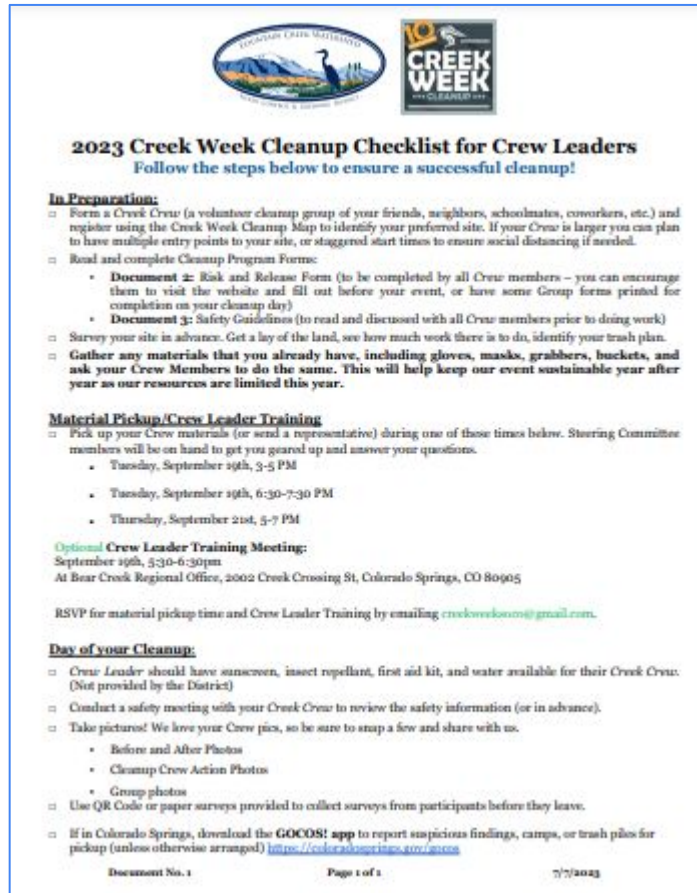
- More hands make light work! If you need more help, inquire with a school, church, or business near your location (or sweet talk your friends and family).
- Young people aged 8-17 years must have a parent or chaperone (21+ years) with them at the event.
- Share the name and phone # of the Leader and Asst. Leader(s) with all crew members.
- Send out workday location and time 'reminder' 24 hrs. in advance.



Use the Provided CHECKLIST to Stay on Track

<http://www.fountain-crk.org/crew-leader-resources/>

(or from our homepage: Click Creek Week > Resources > Crew Leader Resources)



2023 Creek Week Cleanup Checklist for Crew Leaders
Follow the steps below to ensure a successful cleanup!

In Preparation:

- Form a Creek Crew (a volunteer cleanup group of your friends, neighbors, schoolmates, coworkers, etc.) and register using the Creek Week Cleanup Map to identify your preferred site. If your Crew is larger you can plan to have multiple entry points to your site, or staggered start times to ensure social distancing if needed.
- Read and complete Cleanup Program Forms:
 - Document 2:** Risk and Release Form (to be completed by all Crew members – you can encourage them to visit the website and fill out before your event, or have some Group forms printed for completion on your cleanup day)
 - Document 3:** Safety Guidelines (to read and discussed with all Crew members prior to doing work)
- Survey your site in advance. Get a lay of the land, see how much work there is to do, identify your trash plan.
- Gather any materials that you already have, including gloves, masks, grabbers, buckets, and ask your Crew Members to do the same. This will help keep our event sustainable year after year as our resources are limited this year.**

Material Pickup/Crew Leader Training

- Pick up your Crew materials (or send a representative) during one of those times below. Steering Committee members will be on hand to get you geared up and answer your questions.
 - Tuesday, September 19th, 3-5 PM
 - Tuesday, September 19th, 6:30-7:30 PM
 - Thursday, September 21st, 5-7 PM

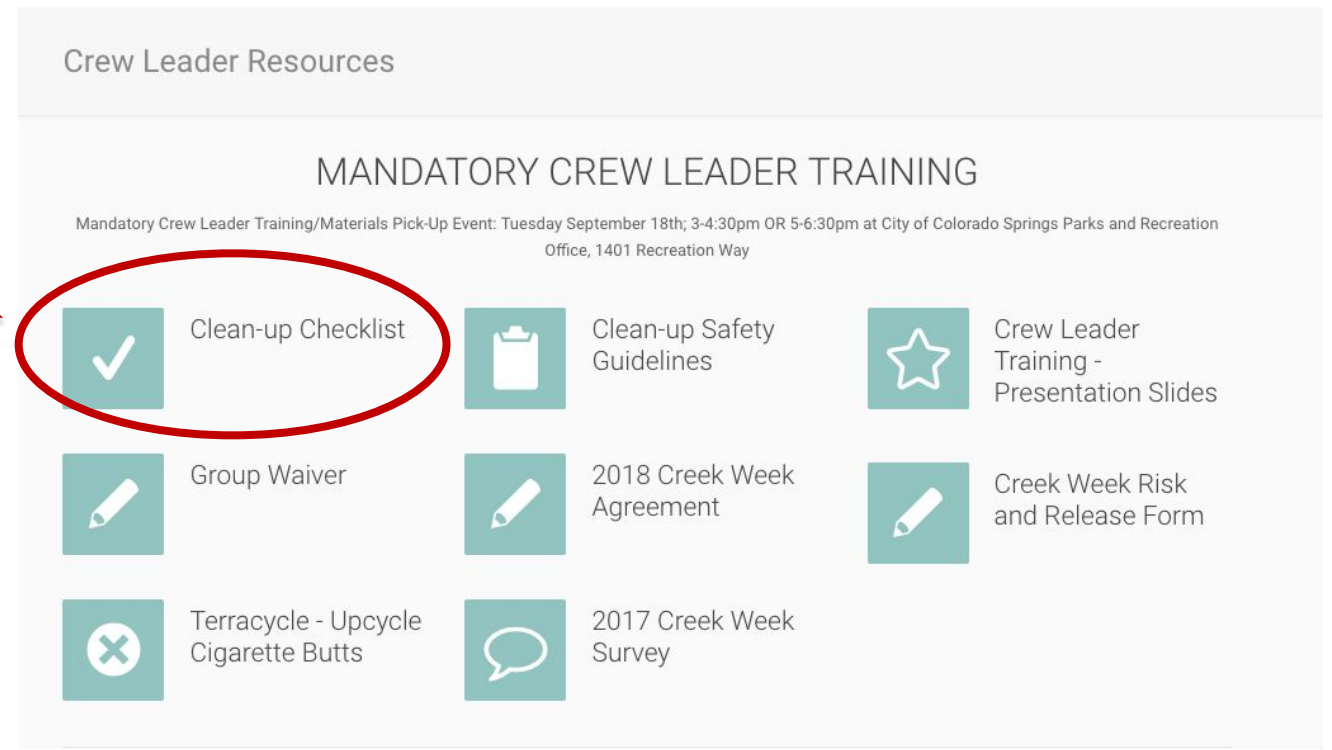
Optional Crew Leader Training Meeting:
September 19th, 5:30-6:30pm
At Bear Creek Regional Office, 2002 Creek Crossing St, Colorado Springs, CO 80905

RSVP for material pickup time and Crew Leader Training by emailing creekweek000@gmail.com.

Day of your Cleanup:

- Crew Leader should have sunscreen, insect repellent, first aid kit, and water available for their Creek Crew. (Not provided by the District)
- Conduct a safety meeting with your Creek Crew to review the safety information (or in advance).
- Take pictures! We love your Crew pics, so be sure to snap a few and share with us.
 - Before and After Photos
 - Cleanup Crew Action Photos
 - Group photos
- Use QR Code or paper surveys provided to collect surveys from participants before they leave.
- If in Colorado Springs, download the **GOCOS!** app to report suspicious findings, camps, or trash piles for pickup (unless otherwise arranged) <https://coloradosprings.gov/gocos>









Document No. 1 Page 1 of 1 7/7/2023



Crew Leader Resources

MANDATORY CREW LEADER TRAINING

Mandatory Crew Leader Training/Materials Pick-Up Event: Tuesday September 18th; 3-4:30pm OR 5-6:30pm at City of Colorado Springs Parks and Recreation Office, 1401 Recreation Way

	Clean-up Checklist		Clean-up Safety Guidelines		Crew Leader Training - Presentation Slides
	Group Waiver		2018 Creek Week Agreement		Creek Week Risk and Release Form
	Terracycle - Upcycle Cigarette Butts		2017 Creek Week Survey		

Print and Read the Safety Guidelines to your Crew Members



2023 Creek Week Safety Guidelines

To be read and discussed with all Creek Crew Volunteers.¹⁴
Allow ample time for questions and answers.

****Pro Tip:** Host a call or on-line meeting with your Crew in advance so you can get right to work on your cleanup day!

- No Creek Crew member may participate in Creek Week unless they have reviewed the supplied safety guidelines and signed the **Risk and Release Form (Individual or Crew)**.
- Crews should adhere to any COVID mandates and be conscious of others.
- Adults should have a list of contact phone numbers and access to a cell phone, in case of an emergency. (Share phone numbers for all to save in their cell phone contacts lists.)
- It is recommended that each Crew member, at the appropriate age recommended by their primary doctor, be up to date with his/her tetanus shot.
- Each Creek Crew member must wear sturdy footwear, long pants, a hat or visor, bring drinking water, and wear sunscreen and insect repellent. It is recommended that sunscreen be reapplied every 2 hours.
- Everyone is encouraged to take breaks, drink fluids, and avoid overexertion. Adults must monitor youth/children for heat and other physical stress signs and symptoms.
- Carry minor first aid supplies; be aware of the location of the larger first aid kit during the cleanup event. (Identify who has a kit and/or supplies and their phone number.)
- All youth/child volunteers aged 8 years through 17 years must be supervised by a responsible adult aged twenty-one (21) years or older. **Children under the age of eight (8) must be paired with one adult at all times. All adult volunteers should work in groups of at least two (2).**
- Always assess the conditions of your assigned area prior to the scheduled event and determine if the conditions are safe and appropriate for youth and children, and abilities of the group's members. If, at any time, the Crew Leader or a District Representative feels the adopted section of the waterway has become unsafe, the cleanup should be rescheduled.
- Be aware of high water resulting from large quantities of storm runoff from heavy rainfall, hail and/or snowmelt and tree debris that may clog the creek bed.
- Avoid contact with the water if you have open cuts and sores unless they are properly protected.
- Do not drink water from any waterway.
- Do not work in, on, or around spillways, dams, or other human-made diversions.
- Avoid working on steep slopes or in confined river stretches with limited access. Stream banks and/or shorelines may be slippery and/or unstable. Always proceed with caution when walking along the waterway.
- Only ADULTS are allowed in high-risk areas such as steep slopes, areas close to fast moving water, or areas close to deep water. These areas should be avoided when possible. Take small steps and move slowly in order to avoid losing your balance and getting hurt. The following hazards may be present:
 - Broken glass, nails, metal or other sharp objects.
 - Wildlife such as snapping turtles, snakes and spiders.

Crew Leader Resources

MANDATORY CREW LEADER TRAINING

Mandatory Crew Leader Training/Materials Pick-Up Event: Tuesday September 18th; 3-4:30pm OR 5-6:30pm at City of Colorado Springs Parks and Recreation Office, 1401 Recreation Way



Clean-up Checklist



Clean-up Safety Guidelines



Crew Leader Training - Presentation Slides



Group Waiver



2018 Creek Week Agreement



Creek Week Risk and Release Form



Terracycle - Upcycle Cigarette Butts



2017 Creek Week Survey



Obtain waiver signatures ahead of time for youth if possible!

Youth volunteers need to have a parent/guardian signature. If possible, have these signed in advance of your event.

You can direct people to the website to complete waivers or forward a copy to them via email.

Crew Leads must send all completed waivers via email to: creekweeksoco@gmail.com after your cleanup.



Visit your site in advance

- Allows you to identify areas in most need prior to sending your crew out
- Allows you to identify safety hazards in advance, such as:
 - Loose/unstable ground
 - High water areas
 - Homeless camps
 - Tires, carts, and other heavy items



How to be a Superstar Crew Leader!

- Bring water for your volunteers!
- Bring snacks for your crew!
- Set up a custom Snapchat filter for the location and time of your cleanup!
- Hide prizes or a box with a prize
- Livestream parts of your cleanup on Facebook!
- Have your crew dress up in themed outfits to stand out!
- Contact a nearby local business to negotiate discounts or an after party for your crew.



DURING YOUR CLEANUP

Scott Abbott, City of Colorado Springs Regional
Parks, Trails, and Open Space Manager

Always Work in Pairs.
Wear Bright Colors or Safety Vest.

Wear a Mask! Use Gloves!

Ask crew members to bring additional gloves, trash grabbers, and buckets with handles if they have them at home.

Your kit will include some staple cleanup supplies, but if people have their own, they may want to bring them, and this helps us keep Creek Week sustainable into the future.

CREEK WEEK

... CLEANUP ...





CREEK WEEK

... CLEANUP ...

A wagon is helpful for hauling supplies, water, first aid kit, sunscreen, and heavier items





Stay Clear of the Swift Water

Always work with a partner... Use litter grabbers to reach in rocks, branches, and under concrete.

If you are along a waterway, do not wade in cloudy water.



WHEN IN
DOUBT, LEAVE
IT ALONE AND
REPORT YOUR
FINDING TO
THE PROPER
CHANNELS



Use your best judgement and caution when you find potentially hazardous items.

- In Colorado Springs, utilize the **GOCOS! APP**
- Make a note or take a photo.
- Report the location to organizers.
- See your crew leader resources page for specifics.



Always Kick a Tire Before Grabbing it! Tires are Good Hiding Places for Rodents, Spiders, and Snakes

Tires filled with water are heavy. Carefully drain before picking up and hauling. Work with a partner and stack for loading later.



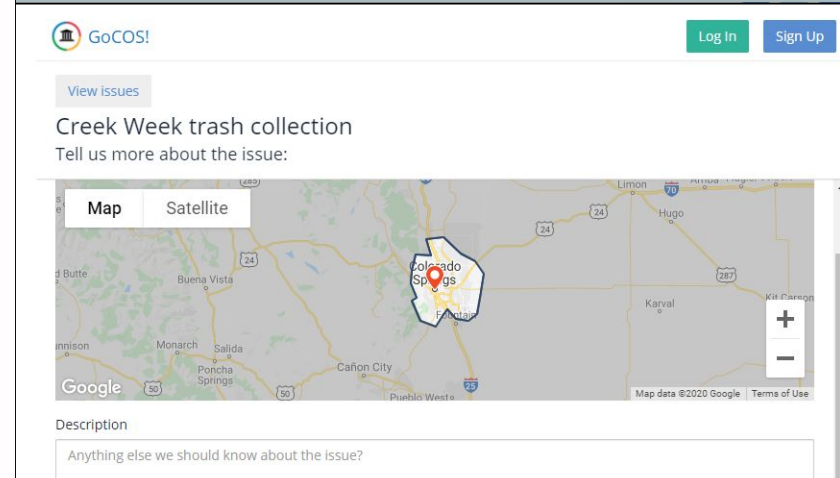
Trash Plan:

- Whenever possible, utilize a public dumpster (such as at a park).
- Please DO NOT pile bags and trash. Arrange them so they are easy to pick up.
- You can also ask your post-cleanup celebration site (a pizza place or brewery?) if you can utilize theirs.

In Colorado Springs you can use the GOCOS! App. or website

- (<https://coloradosprings.gov/page/citizen-request-gocosprings-app>) There is a specific Creek Week Trash Collection option. Identify the location, add any notes, and submit for pickup!

- **Tie Full Bags and place at the Edges of Trails, Paths, or Roadways – to be Easily Seen!**





Interested in Sorting Cigarette Waste for Recycling?

- Cigarette butts are a pain in the you-know-what. The #1 littered item in the US can now be recycled with TerraCycle
- During your cleanup, use a smaller bag to collect: extinguished cigarettes, filters, rolling paper, inner foil, and outer plastic packaging (not cartons).
- Visit: <https://www.terracycle.com/en-US/brigades/cigarette-waste-recycling> for more info.
- This is an “extra credit” option for those who choose to do so. Crew Leaders are responsible for mailing them in afterward.




Help Collect Data on Your Trash Findings!

• **We need your data!** In addition to collecting trash, we want to know **WHAT** you're collecting. This will help in future initiatives.

• Simply download the free Clean Swell App (or have a tech-savvy friend help you!), identify a Tracker during your cleanup, and call out your trash as the Tracker logs it!

• **BONUS:** You can use the app year-round during all your cleanups!



Meet Clean Swell

Join a global movement to keep beaches, waterways and oceans trash free. Head out to your favorite beach and use the app to easily record each item of trash you collect. Then share your effort with family and friends.



Help Collect Additional Data during your cleanup!

We are also collecting baseline biological data!

- Download the free iNaturalist app ahead of time
- Search for the “Fountain Creek Watershed Biodiversity Survey” Project, and start learning about the flora and fauna as you take pictures and submit them for identification
- BONUS: You can use the app year-round during all your cleanups!
- More information will be in your cleanup kit

CREEK WEEK

... CLEANUP ...





AFTER YOUR CLEANUP

Hannah Mooney, Creek Week Director,
Watershed Outreach Coordinator



Take Pictures!

- Email them to CreekWeekSoCo@gmail.com by
 - Before and After Photos
 - Cleanup Crew action-shots
 - Group photos

CONTROL & GREENWAY DISTRICT -


Take Videos!!



Do you want to be featured in the 2024 CW Commercial?

- Horizontal video
 - 4K
 - 24p
- Film a Time Lapse Video
- Bonus points- Drone footage!!





We Need Your Feedback!
FILL OUT the POST-SURVEY

Crew Leader Survey & Crew Member Survey

- How many bags?
- How many volunteers?
- Weirdest thing you found?
- Most common thing you found?

Look out for a email with links/ QR codes to surveys!

By Friday October 13th:

Be sure you have submitted photos, surveys, and your summary #s to Creekweeksoco@gmail.com

Title your email: CW 2023 Submissions- (Crew Name)

CW 2023 Submissions- Watershed Wizards



Creek Week (creekweeksoco@gmail.com)

CW 2023 Submissions- Watershed Wizards





What should you do with Supplies?

Material Return day:
October 16th from 1-4 PM at the
Bear Creek Maintenance Shop

or

**Keep your materials for
next year's cleanup!!**



Contact

- Website: www.fountain-crk.com
 - Email: CreekWeekSoCo@gmail.com
 - Phone: (774) 285-3676
- (Hannah Mooney, Watershed Outreach Coordinator)

THANK YOU SO MUCH 2023 CREW LEADERS!

